






Longse PTZ & Motor Zoom Camera Price List for Distributor

Ver.: V201310A

※Speed Dome Cameras					
Product Show	Chief Characteristics	Model No.	Specification	<100pcs USD/SET	≥100pcs USD/SET
	★Mini Slow Speed Dome Camera ★Vandalproof & Indoor ★IR Working Distance: 40M ★Pan Range: 360° Continuous rotation ★Tilt range: 0°~90° Flip/Auto flip 180° ★Pan Speed: Max 50°/sec ★Preset: 256, 4 pattern scans, 8 cruise line ★RS485, Pelco D/P supported ★Built-in full-screen OSD ★Size: Ø127.5x165.1mm ★Weight: 2.0Kg	LPTC10XCG	1/3" SONY Super HAD II CCD+Effio-E, 10X(f=3.8~38mm), Color 650TVL, Black 700TVL	\$139	\$136
	★Mini Slow Speed Dome Camera ★Vandalproof & Indoor ★IR Working Distance: 40M ★Pan Range: 360° Continuous rotation ★Tilt range: 0°~90° Flip/Auto flip 180° ★Pan Speed: Max 50°/sec ★Preset: 256, 4 pattern scans, 8 cruise line ★RS485, Pelco D/P supported ★Built-in full-screen OSD ★Size: Ø147.5x167.6mm ★Weight: 2.0Kg	LPTD10XCG	1/3" SONY Super HAD II CCD+Effio-E, 10X(f=3.8~38mm), Color 650TVL, Black 700TVL	\$139	\$136
	★Medium Speed IR Dome Camera ★Vandalproof & Weatherproof Outdoor IP66 ★Φ 20X6+ Φ 30X1 PCS IR LEDS, IR Range: 120m ★LED Adjustable according to IR distance ★Address: 0~255 ★Pan Range: 360° Continuous rotation ★Tilt Range: 0°~90° Flip ★Manual Speed Pan: 0.1~250°/Sec ★Manual Speed Tilt: 0.1~220°/Sec ★Preset Speed: 120°/Sec ★Preset Point: 128 Points ★Tours: 3 Programable ★RS485, Pelco D/P Protocol ★Auto Scan: Yes ★Power: AC24V, Weight: 9.8kgs	LPTV18XSGP	SONY FCB-EX480CP, 18XZoom, D/N, PAL System	\$517	\$512
		LPTV18XSGN	SONY FCB-EX480NTSC, 18XZoom, D/N, NTSC System	\$545	\$540
		LPTV26XSGP	SONY FCB-EX980P, 26XZoom, D/N, PAL System	\$562	\$557
		LPTV26XSGN	SONY FCB-EX980NTSC, 26XZoom, D/N, NTSC System	\$595	\$590
	★Plastic Mini Low Speed Dome Camera ★Pan range: 0°~360° Continue ★Tilt range: 0°~90° Flip ★Pan Speed: Max 80°/sec ★Preset: 16 ★Weatherproof Outdoor IP66 ★RS485, Pelco D/P supported ★Size: Ø138 x 266mm ★Weight: 3.0Kg	LPTE12XCG	1/3" Super HAD II Sony CCD, Effio-e 12X(f=5~60mm), Color 650TVL, Black 700TVL	\$94	\$94
		LPTE10XSG	SAMSUNG 10X SDM-100, 1/4" Super HAD Color CCD, ICR, 10X(f=3.8~38mm), Color 500TVL, Black 570TVL	\$184	\$178
	★Vandalproof Mini Speed Dome Camera ★Pan range: 0°~360° Continue ★Tilt range: 0°~90° Flip ★Pan Speed: Max 80°/sec ★Preset: 16 ★Weatherproof Outdoor IP66 ★RS485, Pelco D/P supported ★Size: Ø138x212mm ★Weight: 3.0Kg	LPTA12XCG	1/3" Super HAD II Sony CCD, Effio-e 12X(f=5~60mm), Color 650TVL, Black 700TVL	\$109	\$109
		LPTA10XSG	SAMSUNG 10X SDM-100, 1/4" Super HAD Color CCD, ICR, 10X(f=3.8~38mm), Color 500TVL, Black 570TVL	\$199	\$193
	★Vandalproof Mini Speed Dome Camera ★Pan range: 0°~360° Continue ★Tilt range: 0°~90° Flip ★Pan Speed: Max 80°/sec ★Preset: 16 ★Weatherproof Outdoor IP66 ★RS485, Pelco D/P supported ★Size: Ø121 x 177mm ★Weight: 3.0Kg	LPTM12XCG	1/3" Super HAD II Sony CCD, Effio-e 12X(f=5~60mm), Color 650TVL, Black 700TVL	\$109	\$109
		LPTM10XSG	SAMSUNG 10X SDM-100, 1/4" Super HAD Color CCD, ICR, 10X(f=3.8~38mm), Color 500TVL, Black 570TVL	\$199	\$193

	<ul style="list-style-type: none">★Plastic Speed Dome Camera★Pan range: 0°~360° Continue★Tilt range: 0°~90° Flip★Pan Speed: Max 80°/sec★Preset: 16★Weatherproof Outdoor IP66★RS485, Pelco D/P supported★Size: Ø200 x 310mm★Weight: 4.5Kg	LPTB18XCG	1/3" Super HAD II Sony CCD, Effio-e 18X(f=4.7~85mm), Color 650TVL, Black 700TVL	\$114	\$109
	<ul style="list-style-type: none">★High Speed Dome Camera (Indoor)★Pan range: 0°~360° Continue★Tilt range: 0°~90° Flip★Pan Speed: Max 300°/sec★Preset: 128★RS485, Pelco D/P supported★3 Pattern scan path★6 group programmable scanning track★Operating Temperature: -30℃ ~ +60℃★Size: Ø180x301mm★Weight: 11Kg	LPT691X18CG	1/3" Super HAD II Sony CCD, Effio-e 18X(f=4.7~85mm), Color 650TVL, Black 700TVL	\$289	\$279
		LPT691X27S	SAMSUNG SCM-2271, 27X Optical & 16X Digital Zoom, Color 560TVL, Black 680TVL, ATR, ICR	\$369	\$359
		LPT691X37S	SAMSUNG SCM-2371, 37X Optical & 16X Digital Zoom, Color 560TVL, Black 680TVL, ATR, ICR	\$409	\$399
	<ul style="list-style-type: none">★High Speed Dome Camera (Outdoor)★Pan range: 0°~360° Continue★Tilt range: 0°~90° Flip★Pan Speed: Max 300°/sec★Preset: 128★Weatherproof Outdoor IP66★RS485, Pelco D/P supported★3 Pattern scan path★6 group programmable scanning track★Operating Temperature: -30℃ ~ +60℃★Size: Ø195 x 320mm★Weight: 11Kg	LPT692X18CG	1/3" Super HAD II Sony CCD, Effio-e 18X(f=4.7~85mm), Color 650TVL, Black 700TVL	\$299	\$289
		LPT692X27S	SAMSUNG SCM-2271, 27X Optical & 16X Digital Zoom, Color 560TVL, Black 680TVL, ATR, ICR	\$379	\$369
		LPT692X37S	SAMSUNG SCM-2371, 37X Optical & 16X Digital Zoom, Color 560TVL, Black 680TVL, ATR, ICR	\$419	\$409
✂Motor Zoom Cameras					
Product Show	Chief Characteristics	Model No.	Specification	<100pcs USD/SET	≥100pcs USD/SET
 	IR LED: Ø 5X42PCS IR range: 40M 2.8-12mm Motor Zoom Lens (2M Pixels) Controlled by RS485 Water resistance: IP66 3-Axis cable built-in bracket Size: 290(W) x 92(H) x 80(D)mm Weight: 1.85KG	LIZ40XSHE	Color 1/3" SONY, 960H, 700TVL, Low Illumination, DWDR, DNR Effio-E	\$58	\$56
 	IR LED: Ø 5X42PCS IR range: 40M 2.8-12mm Motor Zoom Lens (2M Pixels) Controlled by RS485 Water resistance: IP66 3-Axis cable built-in bracket Size: 220(W) x 80(H) x 80(D)mm Weight: 1.4KG	LID40XSHE	Color 1/3" SONY, 960H, 700TVL, Low Illumination, DWDR, DNR Effio-E	\$61	\$59
	IR LED: Ø 5X72PCS IR range: 60M 2.8-12mm Motor Zoom Lens (2M Pixels) Controlled by RS485 Water resistance: IP66 3-Axis cable built-in bracket Size: 260(W) x 98(H) x 95(D)mm Weight: 1.7KG	LID90XSHE	Color 1/3" SONY, 960H, 700TVL, Low Illumination, DWDR, DNR Effio-E	\$66	\$64
	IR LED: Ø 5X72PCS IR range: 60M 2.8-12mm Motor Zoom Lens (2M Pixels) Controlled by RS485 Water resistance: IP66 3-Axis cable built-in bracket Size: 315(W)x125(H)x120(D)mm Weight: 1.8Kg	LIE90XSHE	Color 1/3" SONY, 960H, 700TVL, Low Illumination, DWDR, OSD, DNR Effio-E	\$61	\$59
	Vandalproof IR Dome Camera IR LED: Ø 5X36PCS IR range: 30M 2.8-12mm Motor Zoom Lens (2M Pixels) Controlled by RS485 Size: Ø 131 x 93(H) mm Weight: 800g	LIRDNTXSHE	Color 1/3" SONY, 960H, 700TVL, Low Illumination, DWDR, DNR Effio-E	\$54	\$52

	3-Axis Vandalproof Dome Camera IR LED: \varnothing 5X30PCS IR range: 25M 2.8-12mm Motor Zoom Lens (2M Pixels) Controlled by RS485 Size: \varnothing 135x 110(H) mm Weight: 1.2kg With bracket add USD5	LVDC45XSHE	Color 1/3" SONY, 960H, 700TVL, Low Illumination, DWDR, DNR Effio-E	\$56	\$54
※PTZ Controllers					
Product Show	Chief Characteristics	Model No.	Specification	<100pcs USD/SET	≥100pcs USD/SET
	HD-SDI To HDMI Converter	SDI-HDMI-1	★Aluminum Plating Shell ★Input interface: BNC Output interface: HDMI ★Input voltage: 12V ★Support 1080P/30FPS 720P/60FPS 720P/30FPS ★Size: 105.5(H) x 64(L) x 26.5(W) Weight: 120g	\$55	\$55
	HD-SDI Transmitter and receiver	SDI-SDI-1	★Aluminum Plating Shell ★Input interface: BNC Output interface: BNC ★Input voltage: 12V ★Support 1080P/30FPS 720P/60FPS 720P/30FPS ★Max input/ Output Distance: 130M ★Size: 105.5(H) x 64(L) x 26.5(W) Weight: 120g	\$55	\$55
	SDI-Fiber Optic Extender	SDI-FIBER-1	★Max transmission distance: 20KM ★Signal format: SMPTE-292M, SMPTE-259M, SMPTE-29M, SMPTE-308M, SMPTE-301M or DVB-ASI(EN50083-9) ★Data rate: Autoadaptation SDI 143M/177M/270M/360M/540M/1483.5M, 1485Mbps ★LED status indicators monitor the critical parameters ★Size: 115(H) x 64(L) x 26.5(W) Weight: 120g	\$120	\$120
	PTZ Controller with 3D (Pan/Tilt,Zoom) Joystick	SDK55	★Set or call the set points and cruise tracks ★Manually or automatically control ★RS-485/RS-232 communication ★Baud rate: 2400-19200Bps ★Communication distance: Max.1200m ★Size: 95(H) X 205(L) X 205(W)mm Weight: 2.4Kg	\$49	\$48
	PTZ Controller with 3D (Pan/Tilt,Zoom) Joystick	SDK65	★Set or call the set points and cruise tracks ★Manually or automatically control ★RS-485/RS-232 communication ★Baud rate: 2400-19200Bps ★Communication distance: Max.1200m ★Size: 95(H) X 205(L) X 205(W)mm Weight: 2.4Kg	\$49	\$48

Price Terms:	Say US\$, EX-Works Guangzhou
Minimum Order Quantity:	10pcs/model after sample order
Terms of payment:	T/T, L/C, Paypal, West Union
Warranty:	Two Years after shipment date
Attention:	The Unit price fluctuates according to the change of parameters and market. And the price above is not including the delivery charge and other expenses

Longse Factory Tour:

